

MTP/MPO FIBER OPTIC SOLUTION

MTP/MPO Trunk Cables

Description

MTP (Mechanical Transfer Pull Off) is USCONEC's trade name for their own superior style of MPO connector. The MTP® connector is a high performance MPO connector with multiple engineered product enhancements to improve optical and mechanical performance when compared to generic MPO connectors. The MTP® connector is in complete compliance with all MPO connector standards including the EIA/TIA-604-5 and the IEC-61754-7. MTP® patch cord utilize precision molded MT ferrules, with metal guide pins and precise housing dimensions to ensure fiber alignment when mating. The MTP® can be mass terminated in combination of 4,8, 12 or 24 fibers.

Features & Benefits



- ▶ Precision molded MT ferrule;
- ▶ High precision guide pins for exact alignment;
- ▶ Compact design, up to 4,8,12,24 fibers;
- ▶ IEC 61754-7 Compliant;
- ▶ EIA/TIA-604-5 Compliant.

Application

- ▶ Asynchronous Transmission Mode(ATM);
- ▶ Gigabit Ethernet;
- ▶ Active Devised/Transceiver Interface;
- ▶ CATV, Video and Multimedia;
- ▶ Premise Installations;
- ▶ Telecommunication Networks;
- ▶ Parallel optical interconnect between PC Cards and patch panels;
- ▶ Interconnection for O/E modules;
- ▶ Industrial & Military;
- ▶ Optical Switch interframe connections.

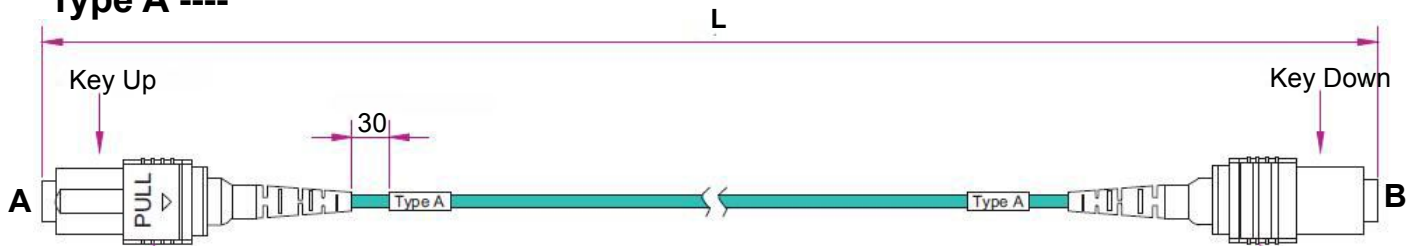
Specification

Fiber	SM		MM	
	IL in dB at 1310	RL in dB at 1310	IL in dB at 850	RL in dB at 850
MTP/PC	/	/	≤0.35	≥35
MTP/APC	≤0.35	≥50	/	/



Drwaing structure

Type A ----



MTP Connector

A	Fiber colour	B
Pin No.	Fiber colour	Pin No.
1	BLUE	1
2	ORANGE	2
3	GREEN	3
4	BROWN	4
5	GREY	5
6	WHITE	6
7	RED	7
8	BLACK	8
9	YELLOW	9
10	PURPLE	10
11	PINK	11
12	AQUA	12

Polarity for 12 fibers

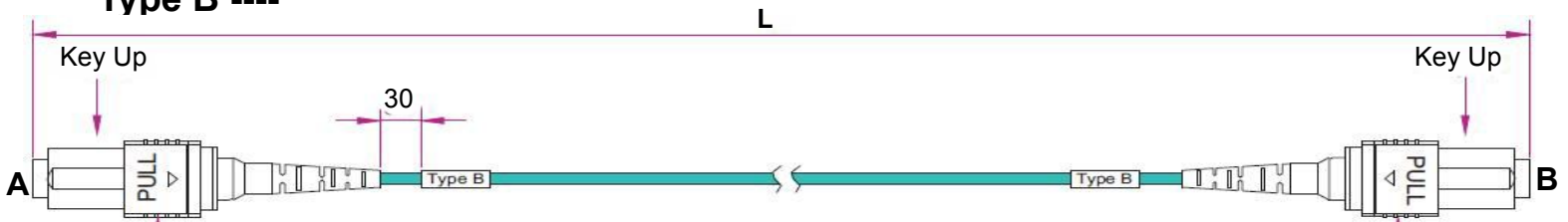
A	Fiber colour	B
Pin No.	Fiber colour	Pin No.
1	BLUE	13
2	ORANGE	14
3	GREEN	15
4	BROWN	16
5	GREY	17
6	WHITE	18
7	RED	19
8	BLACK	20
9	YELLOW	21
10	PURPLE	22
11	PINK	23
12	AQUA	24

Polarity for 24 fibers

A	Fiber colour	B
Pin No.	Fiber colour	Pin No.
13	BLUE	1
14	ORANGE	2
15	GREEN	3
16	BROWN	4
17	GREY	5
18	WHITE	6
19	RED	7
20	BLACK	8
21	YELLOW	9
22	PURPLE	10
23	PINK	11
24	AQUA	12

MTP Connector

Type B ----



MTP Connector

A	Fiber colour	B
Pin No.	Fiber colour	Pin No.
1	BLUE	12
2	ORANGE	11
3	GREEN	10
4	BROWN	9
5	GREY	8
6	WHITE	7
7	RED	6
8	BLACK	5
9	YELLOW	4
10	PURPLE	3
11	PINK	2
12	AQUA	1

Polarity for 12 fibers

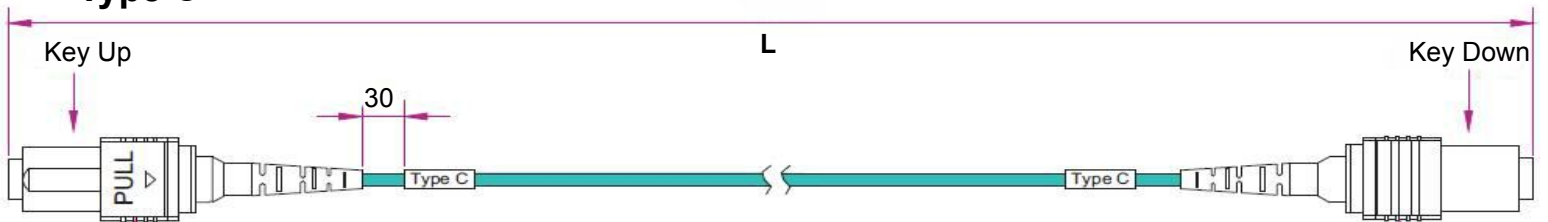
A	Fiber colour	B
Pin No.	Fiber colour	Pin No.
1	BLUE	12
2	ORANGE	11
3	GREEN	10
4	BROWN	9
5	GREY	8
6	WHITE	7
7	RED	6
8	BLACK	5
9	YELLOW	4
10	PURPLE	3
11	PINK	2
12	AQUA	1

Polarity for 24 fibers

A	Fiber colour	B
Pin No.	Fiber colour	Pin No.
13	BLUE	24
14	ORANGE	23
15	GREEN	22
16	BROWN	21
17	GREY	20
18	WHITE	19
19	RED	18
20	BLACK	17
21	YELLOW	16
22	PURPLE	15
23	PINK	14
24	AQUA	13

MTP Connector

Type C ----



MTP Connector

A	Fiber colour	B
Pin No.	Fiber colour	Pin No.
1	BLUE	2
2	ORANGE	1
3	GREEN	4
4	BROWN	3
5	GREY	6
6	WHITE	5
7	RED	8
8	BLACK	7
9	YELLOW	10
10	PURPLE	9
11	PINK	12
12	AQUA	11

Polarity for 12 fibers

A	Fiber colour	B
Pin No.	Fiber colour	Pin No.
1	BLUE	14
2	ORANGE	13
3	GREEN	16
4	BROWN	15
5	GREY	18
6	WHITE	17
7	RED	20
8	BLACK	19
9	YELLOW	22
10	PURPLE	21
11	PINK	24
12	AQUA	23

Polarity for 24 fibers

A	Fiber colour	B
Pin No.	Fiber colour	Pin No.
13	BLUE	2
14	ORANGE	1
15	GREEN	4
16	BROWN	3
17	GREY	6
18	WHITE	5
19	RED	8
20	BLACK	7
21	YELLOW	10
22	PURPLE	9
23	PINK	12
24	AQUA	11

MTP Connector

Ordering Information

Product Description	MTP/F/PC - MTP/F/PC - OM3 - 12B - S - 1.5M - LSZH - Aqua - A								
	1	2	3	4	5	6	7	8	9
1 - Connector A	MTP/F/PC: MTP Female,PC polish; MTP/M/PC: MTP Male,PC polish;			MTP/F/APC: MTP Female,APC polish; MTP/M/APC: MTP Male,APC polish;					
2 - Connector B	MTP/F/PC: MTP Female,PC polish; MTP/M/PC: MTP Male,PC polish;			MTP/F/APC: MTP Female,APC polish; MTP/M/APC: MTP Male,APC polish;					
3 - Fiber Mode	OM1, OM2, OM3, OM4, OS2, G657A1								
4 - Fiber Count&Type	12R: 12F Ribbon; 12BR: 12F Bare Ribbon; 12B: 12F Mini Round Cable								
5 - Fanout Type	S: No fan-out;								
6 - Length	1.5M: Cable total length1.5M, etc.								
7 - Cable Jacket Materials	LSZH.								
8 - Cable Jacket Color	Aqua (OM3,OM4) Orange (OM1,OM2), Yellow (SM).								
9 - Polarity	A: Type A;			B: Type B;			C: Type C.		
Note: 1. MTP-MTP patch cord standard polarity is "Type A" unless specified otherwise. 2. MTP polishing according to industrial standard: SM-APC polishing, MM-PC polishing 3. MTP connector housing color: SM-Yellow, OM1/OM2-Beige, OM3/OM4-Aqua.									

